

Domestic Immersion Heaters - CX

Application

Calortech™ domestic immersion heaters have been developed as high quality replacements for the most commonly used heater types.

In cases where the old style resistor type element is called for, choose a tin or zinc plated element. The plating reduces galvanic current within the tank, thus reducing corrosion and providing a longer heater and tank life. The elements are also epoxy sealed to protect the heater from moisture and other contaminants which could otherwise lead to premature element failure.

Choose a suitable element from the following tables or have your nearest Calortech™ representative assist you in your selection.




Figure 6 – CXC10632-XX and CXI10635-XX

Table 7 – 2 1/2" Sq. Flange, Figure 6 on page B21

	'B' Dim		Watts	Volts	Catalog No.	Replacement Catalog No.		
	in	mm				Chrom'x	Giant	GSW
Tinned Copper Sheath	6.500	165	500	120	CXC10632-01	20200-010	-	
			750	120	CXC10632-04	20200-100	-	
			750	240	CXC10632-06	20200-120	9G7	-
	8.000	203	1000	120	CXC10632-07	20200-160	9G10	85075
				240	CXC10632-09	20204-070	10G10	85079
				240	CXC10632-09	20200-180	10G10	85079
	15.750	400	1500	120	CXC10632-10	20200-580	9G1527	-
				240	CXC10632-12	20200-600	-	-
	11.000	279	1500	120	CXC10632-13	20200-250	9G15	85100
				240	CXC10632-15	20204-130	10G15	85104
				240	CXC10632-15	20200-260	10G15	85104
	6.500	165	1500	120	CXC10632-16	20204-150	-	
				240	CXC10632-18	-		
	14.500	368	2000	120	CXC10632-19	20200-670	-	
				208	CXC10632-20	20200-680	-	
				240	CXC10632-21	20200-690	-	
	8.000	203	2000	120	CXC10632-22	20200-640	9G20	-
				208	CXC10632-23	20204-430	9AG20	-
				240	CXC10632-24	20200-650	10G20	85151
	11.250	286	3000	120	CXC10632-28	20204-440	9G30	85202
				208	CXC10632-29	20200-760	9AG30	85200
				240	CXC10632-30	20204-490	10G30	85201
	11.000	279	3000	120	CXC10632-31	20200-770	-	
				240	CXC10632-33	20204-500	-	
	15.750	400	4500	208	CXC10632-35	20200-780	9AG45	85302
				240	CXC10632-36	20204-560	10G45	85304
				240	CXC10632-36	20200-870	10G45	85304
						20204-570		

	'B' Dim		Watts	Volts	Catalog No.	Replacement Catalog No.		
	in	mm				Chrom'x	Giant	GSW
Tinned Copper Sheath	16.000	406	4500	280	CXC10632-38	-		
				240	CXC10632-39	-		
	17.500	445	5000	208	CXC10632-41	20200-890	9AG50	85402
				240	CXC10632-42	20204-590	10G50	85400
	9.500	241	5000	280	CXC10632-44	20200-900	10G50	85400
				240	CXC10632-45	20204-600	-	
	21.000	533	6000	208	CXC10632-47	20200-920	9AG60	-
				240	CXC10632-48	20204-680	10G60	85501
	11.250	286	6000	280	CXC10632-50	20200-930	10G60	85501
				240	CXC10632-51	20204-690	-	
Incoloy® Sheath	8.750	222	2000		CXI10635-03	20205-020	-	
	11.625	295	3000		CXI10635-06	20205-040	-	
	13.875	352	4500	600	CXI10635-09	20205-200	-	
	15.125	384	5000		CXI10635-12	20205-220	-	
	17.875	454	6000		CXI10635-15	20205-240	-	

Note: These heaters are normally stocked in limited quantities.




Figure 7 – CXC10640-XX

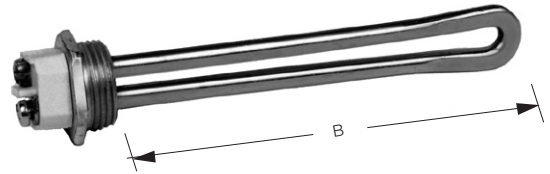


Figure 8 – CXC10642-XX

Table 8 – 1" Tapered Brass Plug, Figure 7 on page B22

	'B' Dim		Watts	Volts	Catalog No.	Replacement Cat. No.		
	in	mm				Chrom'x	Giant	GSW
Copper Sheath	5.500	140	500	120	CXC10640-01	30201-070		
				240	CXC10640-03	30201-090		
	5.500	140	750	120	CXC10640-04	30201-130		
				240	CXC10640-06	30201-150		
	7.000	178	1000	120	CXC10640-07	30201-190	1G10	80469
				240	CXC10640-09	30201-210	2G10	80472
	15.250	394	1500	120	CXC10640-11			
				240	CXC10640-12			
	10.500	267	1500	120	CXC10640-13	30201-250	1G15	80470
				208	CXC10640-14			
				240	CXC10640-15	30201-270	2G15	80472
	6.500	165	1500	120	CXC10640-16			
				208	CXC10640-17			
				240	CXC10640-18			
	14.000	356	2000	208	CXC10640-20			
				240	CXC10640-21			
	7.500	191	2000	120	CXC10640-22	30201-280		
				208	CXC10640-23			
				240	CXC10640-24	30201-300		
	9.000	229	2500	208	CXC10640-26			
				240	CXC10640-27			
	10.750	273	3000	120	CXC10640-28	30201-340		
				208	CXC10640-29			
				240	CXC10640-30	30201-360	2G30	80473
	6.000	152	3000	120	CXC10640-31			
				208	CXC10640-32			
				240	CXC10640-33			
	15.250	394	4500	208	CXC10640-35			
				240	CXC10640-36	30201-420		
	8.250	210	4500	208	CXC10640-38			
240				CXC10640-39				
17.000	432	5000	208	CXC10640-41				
			240	CXC10640-42	30201-450			
9.000	229	5000	208	CXC10640-44				
			240	CXC10640-45				
20.500	521	6000	208	CXC10640-47				
			240	CXC10640-48				
10.750	273	6000	208	CXC10640-50				
			240	CXC10640-51				

Table 9 – 1" Non-Tapered Brass Plug, Figure 8 on page B22

	'B' Dim		Watts	Volts	Catalog No.	Replacement Cat. No.		
	in	mm				Chrom'x	Giant	GSW
Copper Sheath	6.500	165	500	120	CXC10642-01	20704-070		
				240	CXC10642-02	20704-090		
			750	120	CXC10642-04			
				240	CXC10642-06			
	8.000	203	1000	120	CXC10642-07	20704-190	3G10/80	
				240	CXC10642-09	20704-210	04G10/80	
	15.750	400	1500	120	CXC10642-10			
				240	CXC10642-12			
	11.000	279	1500	120	CXC10642-13	20704-580	04G20/80	80476
				240	CXC10642-15	20704-600		80474
	6.500	165	1500	120	CXC10642-16	20704-640		
				240	CXC10642-18	20704-660		
	14.500	368	2000	240	CXC10642-21			
				120	CXC10642-22	20704-280		
	8.000	203	2000	208	CXC10642-23	20704-290	3AG20/80	
				240	CXC10642-24	20704-300	04G20/80	
	9.500	241	2500	120	CXC10642-25	20704-310		
				240	CXC10642-27	20704-330		
	11.250	286	3000	120	CXC10642-28	20704-340		
				208	CXC10642-29	20704-350	3AG30/80	
	6.500	165	3000	240	CXC10642-30	20704-360	04G60/80	80475
				240	CXC10642-33	20704-690		
	15.750	400	4500	208	CXC10642-35	20704-410	3AG45/80	
				240	CXC10642-36	20704-420	04G45/80	80477
	8.750	222	4500	208	CXC10642-38	20704-710		
				240	CXC10642-39	20704-720		
	17.500	445	5000	208	CXC10642-41	20704-440	3AG50/80	
				240	CXC10642-42	20704-450	04G50/80	
	9.500	241	5000	208	CXC10642-44			
				240	CXC10642-45			
21.000	533	6000	240	CXC10642-48	20704-510	04G50/80		
			240	CXC10642-51				




Figure 9 – CXC10636-XX

Table 10 – Round Flange, Figure 9 on page B22

	'B' Dim		Watts	Volts	Catalog No.	Replacement Cat. No.		
	in	mm				Chrom'x	Giant	GSW
Zinc Plated Copper Sheath	11.250	286	4500	240	CXC10636-12			

Type AW Replacement Thermostats and Type HLC1610 High Limit Cutout

Type AW thermostats are replacement units for all storage-type domestic water heaters. They are for use with immersion or wrap around type elements and can be screw or clamp mounted.

Type HLC1610 high limit controls are specifically designed for domestic hot water heater protection.

Table 12 – Domestic Immersion Heater Thermostats and High Limit with Manual Reset

Catalog No.	Electrical Rating	Circuit Hop	Temperature	
			°F	°C
AW7025	240V 25 amp Single Pole Single Throw	On Temperature Rise	120 to 180	49 to 82
AW7135	240V 25 amp Single Pole Double Throw	Circuit 1 on Temperature Rise Circuit 2 on Temperature Fall	120 to 180	49 to 82
HLC1610	240V 25 amp Double Pole Double Throw	On Temperature Rise	190 ± 5	88 ± 2.8



Figure 11 – AW7025 Thermostat



Figure 10 – AW7135 Thermostat




Figure 12 – HLC1610 High Limit