



TubeTrace® Heated Instrument Tubing

General

TubeTrace® bundles are quite often considered as a very nice but expensive solution. But when accurate cost comparisons are made it becomes very obvious that TubeTrace is more economic than any conventional application. Not only compared with conventional insulation but also with the lower cost snap-on types of insulation.

Comparison

The basis for the comparisons shown are for a single 12 mm diameter stainless steel (326) tube to be protected from freezing (maintain +5°C) with a product such as Thermon BSX™ self-regulating heat tracing.

Conclusion

The comparisons show that for the example of 7 m of heated tubing TubeTrace is more economic and that a considerable saving in installation time can be achieved. Depending on the type of TubeTrace required this can even be as short as 3 m!

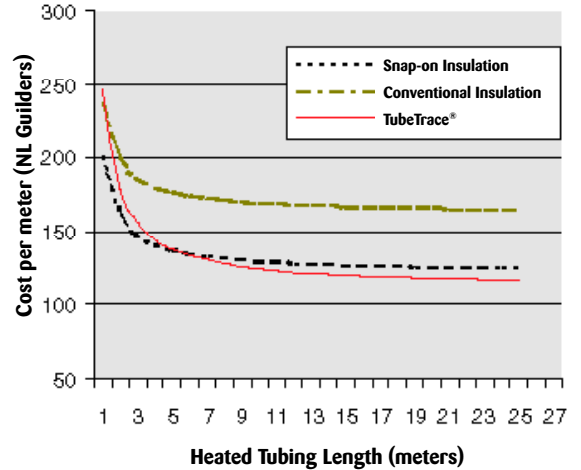
Conventional and snap-on type insulation can take up to 4 times longer than TubeTrace.

TubeTrace® Advantages

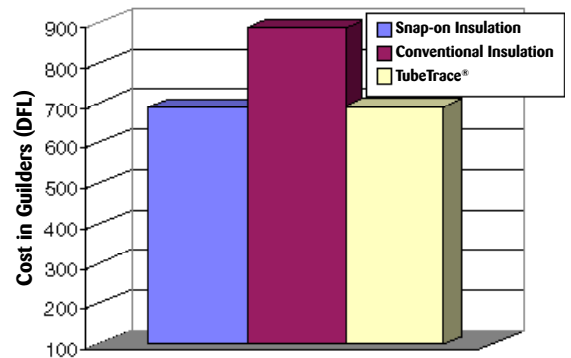
- Engineering disciplines and sole source responsibility.
- No coordination between fitters, electricians, and insulation contractors.
- Reduced scaffolding.
- Extruded outer jacket prevents deterioration of insulation and corrosion of tubing due to moisture.



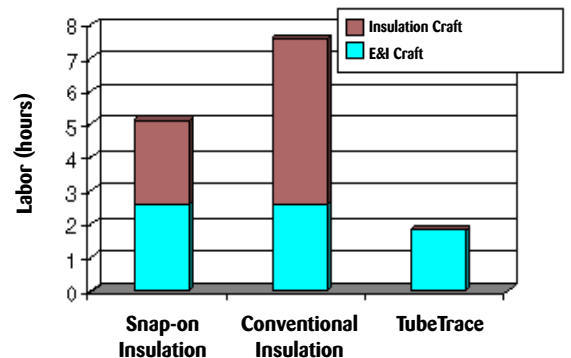
Economic Analysis
TubeTrace Vs. Field Traced & Insulated Tubing



TubeTrace Vs. Field Traced & Insulated Tubing
Installed Cost for Instrument with 5 Meter Heated Tubing



TubeTrace Vs. Field Traced & Insulated Tubing



Note: Tubing installation and connection common to both methods of installation.

PRODUCT / APPLICATION INFORMATION



THERMON . . . The Heat Tracing Specialists®

www.thermon.com Form PAF0005U-1008 © Thermon Manufacturing Co. Subject to change without prior notice.