

Junction Box Installation Instructions

A. JUNCTION BOX PLACEMENT

1. Loosely assemble junction box to the support pedestal.
2. Place junction box assembly near the area of installation.

NOTE: There are various types of junction boxes.

NOTE: Always place the junction box in an area that provides good drainage. Water accumulation inside can cause ground fault.

NOTE: Follow Railroad guidelines and specifications for trenching to prevent damage to existing buried lines. Always locate and mark existing cables before digging.

3. Locate the junction box placement.
4. Dig a hole a minimum of 1 ft in diameter and to a depth based on the pedestal size that position the bottom of junction box at least 2" above the finished grade.



Figure 1 - FJA200SUP Junction Box



Figure 4 - Junction box mounted on pedestal in cable trench




Figure 2 - FJAM200SUP Junction Box with FGSP1A Ground Snow Sensor

5. If desired, the four bolts fastening the support pedestal flange to the junction box can be removed to facilitate cable installation.




Figure 3 - Bottom view showing conduit ports




Figure 5 - Support Flange Bolts



CAUTION. Disconnect electrical power to control panel prior to terminating heaters.

6. Install cable or conduit from control panel and heaters in pre-drilled and tapped holes. See specific junction box drawing for type, size and quantities of threaded holes. Plug any unused holes.
7. Connect incoming power ground to junction box ground lug.
8. Connect power to heater leads as required using suitable insulated connectors.




Figure 6 - Junction Box Installed

9. Reinstall pedestal base, if previously removed.
10. Backfill pedestal and any open cable trenches.



Figure 7 - Junction Box Installed

B. JUNCTION BOX CONNECTIONS

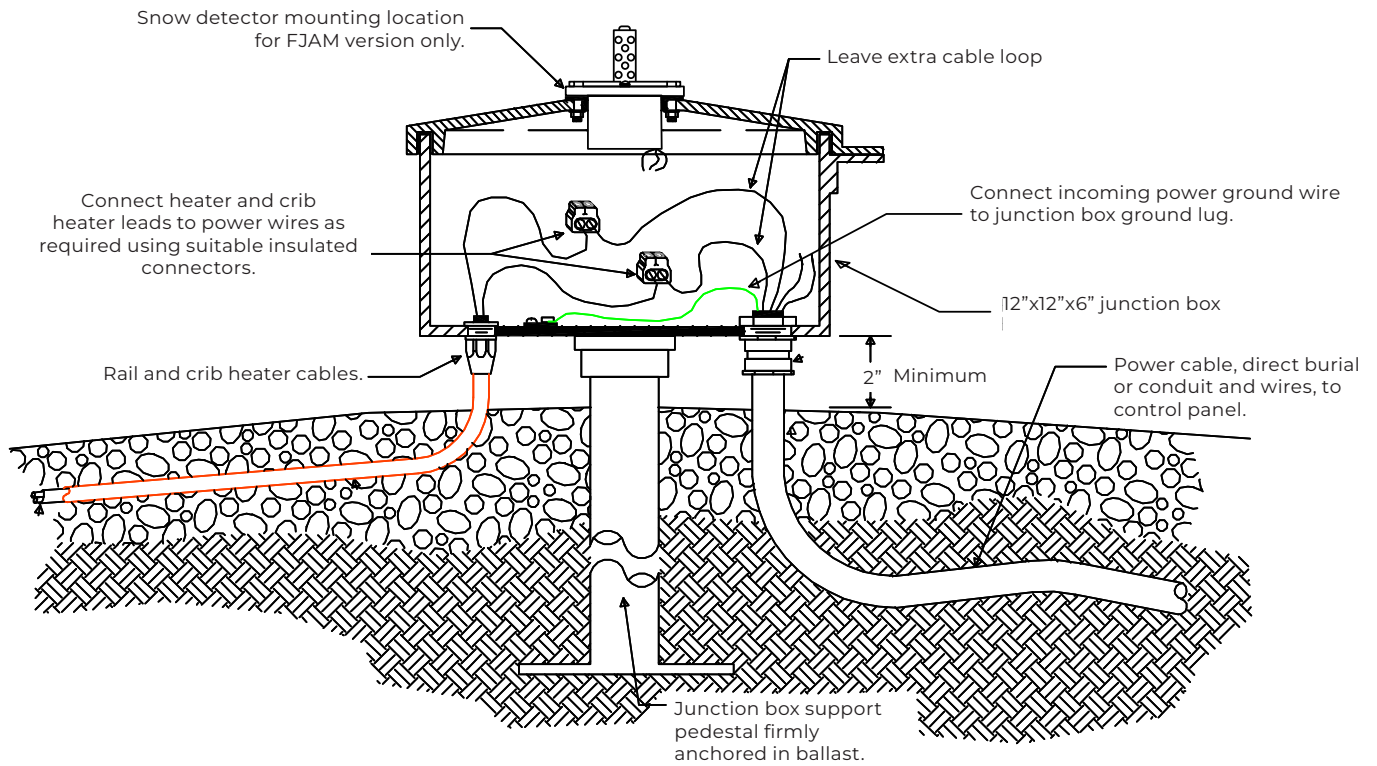


Figure 8 - Side View of a Typical Junction Box Installation




Figure 9 - Typical Junction Box Cable Entries and Connections

Tape all unused conductors in junction boxes. Square cut, fold back 2" minimum and tape conductor end.

Orient wire entry side of insulated connector toward bottom of box after completing connections to prevent moisture build-up.



PLEASE ADHERE TO INSTRUCTIONS IN THIS MANUAL

Failure to do so may be dangerous and may void certain provisions of your warranty.

For further assistance, please call 1.855.244.3128

WARRANTY: Under normal use the Company warrants to the purchaser that defects in material or workmanship will be repaired or replaced without charge (from date of shipment) for a period of:

- 84 months - SwitchBlade® Heaters
- 60 months - DC Heaters
- 36 months - DC Control Panels
- 36 months - HELLFIRE Heaters, FEB Heaters
- 12 months - All other Fastrax® Products

Any claim for warranty must be reported to the sales office where the product was purchased for authorized repair or replacement within the contract terms.

Subject to State or Provincial law to the contrary, the Company will not be responsible for any expense for installation, removal from service, transportation, or damages of any type whatsoever, including damages arising from lack of use, business interruptions, or incidental or consequential damages.

The Company cannot anticipate or control the conditions of product usage and therefore accepts no responsibility for the safe application and suitability of its products when used alone or in combination with other products. Tests for the safe application and suitability of the products are the sole responsibility of the user.

This warranty will be void if, in the judgment of the Company, the damage, failure or defect is the result of:

- Vibration, radiation, erosion, corrosion, process contamination, abnormal process conditions, temperature and pressures, unusual surges or pulsation, fouling, ordinary wear and tear, lack of maintenance, incorrectly applied utilities such as voltage, air, gas, water, and others or any combination of the aforementioned causes not specifically allowed for in the design conditions
- Or, any act or omission by the Purchaser, its agents, servants or independent contractors which for greater certainty, but not so as to limit the generality of the foregoing, includes physical, chemical or mechanical abuse, accident, improper installation of the product, improper storage and handling of the product, improper application or the misalignment of parts.

No warranty applies to paint finishes except for manufacturing defects apparent within 30 days from the date of installation.

The Company neither assumes nor authorizes any person to assume for it any other obligation or liability in connection with the product(s).

The Purchaser agrees that all warranty work required after the initial commissioning of the product will be provided only if the Company has been paid by the Purchaser in full accordance with the terms and conditions of the contract.

The Purchaser agrees that the Company makes no warranty or guarantee, express, implied or statutory, (including any warranty of merchantability or warranty of fitness for a particular purpose) written or oral, of the Article or incidental labour, except as is expressed or contained in the agreement herein.

LIABILITY: Technical data contained in the catalog or on the website is subject to change without notice. The Company reserves the right to make dimensional and other design changes as required. The Purchaser acknowledges the Company shall not be obligated to modify those articles manufactured before the formulation of the changes in design or improvements of the products by the Company.

The Company shall not be liable to compensate or indemnify the Purchaser, end user or any other party against any actions, claims, liabilities, injury, loss, loss of use, loss of business, damages, indirect or consequential damages, demands, penalties, fines, expenses (including legal expenses), costs, obligations and causes of action of any kind arising wholly or partly from negligence or omission of the user or the misuse, incorrect application, unsafe application, incorrect storage and handling, incorrect installation, lack of maintenance, improper maintenance or improper operation of products furnished by the Company.