



PRODUCT SPECIFICATIONS

Terminator™ HEATING CABLE TERMINATION KITS

APPLICATION

Terminator nonmetallic heating cable termination kits are designed specifically for rapid, trouble-free installation of Thermon heating cables. The integral design of these nonmetallic kits combines the pipe-mounted fitting, heating cable grommet and cable strain relief into a single assembly. Screws for securing the covers of the kits have been eliminated to simplify cover installation while providing additional security (a tool is required to remove the cover after installation).

Terminator kits are approved for use in ordinary (nonclassified) areas, and are certified to the ATEX directive for use in Category 2 and 3 (Zone 1 and 2) classified areas.

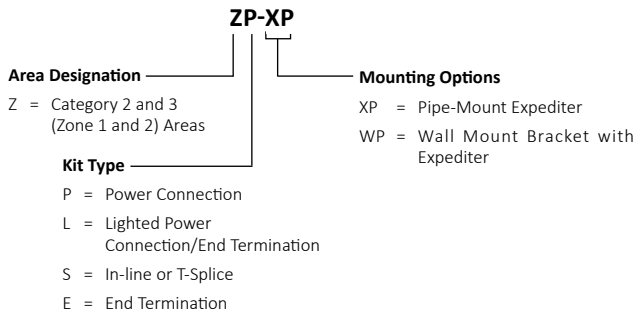
ETK Circuit fabrication kits are required for use with all Thermon Parallel Heating Cables Connection Kits. Kits for termination of SX cables include a power connection boot, end cap, RTV adhesive and a caution label. Kits for termination of HPT and FP cables also include tape strip and a distinct grommet.

SCTK Splice connection termination kits are required when preparing outside-the-insulation splices with all Thermon Parallel Heating Cables Connection Kits. Kits for terminations of SX cables include 2 splice connection boots, assorted wire nuts and RTV adhesive. Kits for termination of HPT and FP cables also include a distinct grommet.

RATINGS

Enclosure rating IP66
 Maximum pipe exposure temperature ¹ 250°C
 Minimum installation temperature ¹ -60°C
 Operating ambient temperature -60°C to +55°C
 Maximum voltage rating ² 600 Vac

PRODUCT REFERENCE LEGEND



Kits for BSX, RSX, HTSX, KSX, USX, VSX-HT, HPT and FP Cables:

ZP-R = Power Connection Kit (ATEX only)
 Kits for TESH, TES Cables

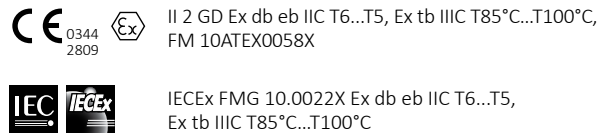
ZP-M = Power Connection Kit
 Kits for TEK, HTEK Cables



CONSTRUCTION

- 1 Junction box, glass-reinforced polymer with DIN rail mounted terminal blocks
- 2 Pipe-mount expediter, glass-reinforced polymer
- 3 Stainless steel mounting bracket
- 4 LED end of circuit light (available on Beacon only).

CERTIFICATIONS/APPROVALS



Terminator has additional hazardous area approvals including:
 • ABS • CSA • CQST • DNV • KOSHA • Lloyds • TR TC

Notes

1. Minimum and maximum temperatures may be further limited by the temperature ratings for the heating cables. Consult appropriate specification sheets.
2. Terminator Beacon operating voltage rating is 100-277 Vac.
3. Terminator ZP and ZL are shipped with an M25-B-Exe EEx e approved blind plug that can be replaced with an EEx e approved gland to permit power or heating cable connection or an EEx e approved blind plug to permit In-Line T-Splice, End Termination Lighted Power Connection or End Termination.



PRODUCT SPECIFICATIONS

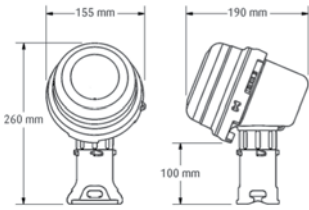
Terminator™ HEATING CABLE TERMINATION KITS

Terminator ZP is designed to fabricate power connections, in-line/T-splice connections or for making end terminations for heating circuits. Electrical connections are made using terminal blocks.

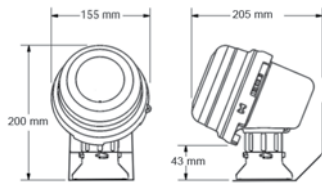
Terminator ZL (not shown) is designed to provide visual indication of an energized heating circuit. The kit may be utilized as a power connection or an end termination kit. Electrical connections are made using terminal blocks.

Terminator ZS/ZE is designed to fabricate accessible outside-the-insulation splices or end terminations of Thermon Heating Cables. Electrical connections are made using wire fasteners. (For applications requiring terminations to be made with terminal block connections, the Terminator ZP kit may be used.)

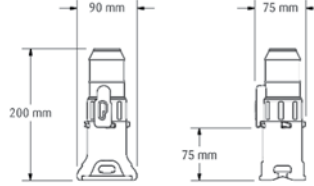
Terminator ZE-B are designed to provide visual indication of an energized heating circuit. The ZE-B utilize a high intensity LED assembly for superior day or night visibility. Electrical connections are made using wire fasteners. (For applications requiring terminations to be made with terminal block connections, the Terminator ZL kit may be used.)



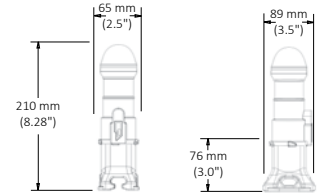
**Terminator ZP or ZL
with Pipe Mount Expediter**



**Terminator ZP or ZL
with Wall Mount Bracket**



Terminator ZS/ZE



Terminator ZE-B

	ZP	ZP-M	ZP-R	ZE-B	ZL	ZS/ZE
Enclosure Ratings	IP66	IP66	IP66	IP66	IP66	IP66
Max. Pipe Exposure Temperature	250°C	250°C	250°C	250°C	250°C	250°C
Min. Installation Temperature	-60°C	-60°C	-60°C	-60°C	-60°C	-60°C
Operating Ambient Temperature	-60°C to +55°C	-60°C to +55°C	-60°C to +55°C	-60°C to +45°C	-60°C to +55°C	-60°C to +55°C
Electrical Connection	Terminal Blocks ³	Terminal Blocks ³	Terminal Blocks ³	Wire Fasteners	Terminal Block ⁴	Wire Fasteners
Number of Power Connections	1 to 3 Cables	1 Cable	3 Cables (Max)	1 Cable	1 Cable	N/A
Number of In-Line/T-Splices	2 to 3 Cables	2 Cables	n/a	n/a	n/a	1 Inline
Number of End Terminations	1 to 2 Cables on ZP	1 Cable	3 Phases Wye	1 Cable	1 Cable	1 to 2 Cables ⁵
Maximum Conductor Size ¹	6 mm ²	16 mm ²	6 mm ²	6 mm ²	6 mm ²	N/A
Maximum Voltage Rating	750 Vac	750 Vac	750 Vac	See Indicating Lamp	See Indicating Lamp	750 Vac
Maximum Rated Current ¹	50 Amps	85 Amps	50 Amps	N/A	50 Amps	N/A
T-rating, Ta ² = 40°C	T4 @ 46 Amps T6 @ 22 Amps	T4 @ 46 Amps T6 @ 22 Amps	T4 @ 46 Amps T6 @ 22 Amps	T6	T4 @ 46 Amps T6 @ 22 Amps	T4 @ 46 Amps T6 @ 22 Amps
Indicating Lamp Service Life Rating	n/a	n/a	n/a	100,000 Hours	100,000 Hours	N/A
Indicating Lamp Operating Voltage Range	n/a	n/a	n/a	100 to 277 Vac	Up to 264 Vac	N/A

Notes

1. Alternate terminal block configurations are available, contact factory.
2. Higher Ambient temperatures are possible. Consult Thermon for corresponding T-rating.
3. Terminator ZP kit includes four line terminal blocks and two ground terminal blocks.
4. Terminator ZL kit includes four line terminal blocks and two ground terminal blocks.
5. Terminator ZE kit allows up to 3 cables to be terminated; additional ET end caps may be ordered separately.