



PRODUCT SPECIFICATIONS

HeetSheet-X[®] Heavy Gage

VESSEL HEATING/COOLING SYSTEM

APPLICATION

HeetSheet-X Heavy Gage tank heating units are comprised of two sheets of 20-gage, type 304 stainless steel, conforming to ASTM A240. The stainless steel sheets are continuously seamwelded together along an outer continuous perimeter with interrupted seam welds arranged inside the perimeter. The welded unit provides multiple flow paths reducing the risks of internal blockage possible with single-flow designs.

For operating temperatures up to 191°C, a factory applied non-hardening heat transfer compound is applied to the surface of the HeetSheet unit that contacts the tank wall to eliminate air gaps and optimize heat transfer.

For temperatures above 191°C, T-75 heat transfer compound¹ may be applied to the HeetSheet units in the field just prior to the units being attached to the tank wall.

HeetSheet units are available in multiple sizes and are pre-rolled to conform to the radius of the tank. Stainless steel tubing inlet and outlet nozzles are provided for steam or other heating or cooling media. A simple tubing union compression type fitting is used to attach the inlet and outlet tubes to ThermoTube[®] pre-insulated leads (supply tubing) and tails (return tubing), which is purchased separately.

INSPECTION/CERTIFICATION

International "Pressure Equipment Directives" (PED) apply to vessels where pressure x volume > 50 bar-liters. No HeetSheet units approach these bar-liter levels, so are governed by "Standard Engineering Practice" and cannot carry a CE (European Conformity) stamp.

Similarly, ASME does not require units of small internal volume and pressure rating to be certified. Specifically, the maximum stored energy in a HeetSheet unit falls well below the limits set by the Code for certification as defined by the following three volume and pressure points:


- 0.14 m³ and 1720 kPa
- 0.08 m³ and 2410 kPa
- 0.04 m³ and 4140 kPa

No HeetSheet units approach these volumes. (See Product Configuration table on reverse side for internal volume of standard HeetSheet units.)

HeetSheet units are designed and fabricated in accordance with the requirements of ASME Section VIII Div 1 Boiler and Pressure Vessel Code but are not inspected nor stamped.

Notes

1. Information for design and performance is based upon the use of Thermon heat transfer compounds.

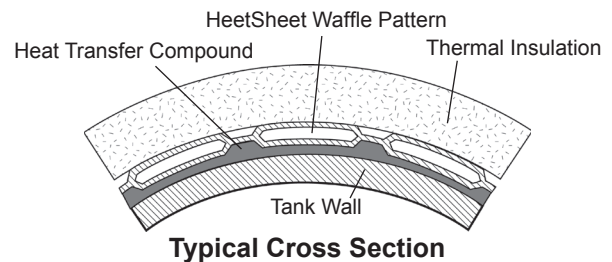


CONSTRUCTION

- Type 304 stainless steel waffle pattern panel
- 12 mm O.D. stainless tubing for inlet and outlet connections
- Thermon heat transfer compound (see Typical Cross Section illustration)

RATINGS

Max. operating temperature	260°C
Minimum operating temperature	-196°C
Max. operating pressure	1,136 kPa g
Maximum field test pressure	1,700 kPa g
Heat transfer coefficient ¹	
HeetSheet unit to tank wall	114-227 W/m ² -°C



BENEFITS

- Each design is based on known and predictable heat transfer coefficients.
- Thermon heat transfer compounds provide high heat transfer rates.
- Requires only 1/2 to 1/3 the heating surface area of plate-type coils for like applications.
- Pre-rolled units assure quick installation.
- Used for both heating or cooling applications.
- No possibility for cross contamination of heating media and tank/vessel contents is possible.

THERMON The Heat Tracing Specialists[®]



European Headquarters: Boezemweg 25 • PO Box 205 • 2640 AE Pijnacker • The Netherlands • Phone: +31 (0) 15-36 15 37
 Corporate Headquarters: 100 Thermon Dr • PO Box 609 San Marcos, TX 78667-0609 • Phone: 512-396-5801 • 1-800-820-4328
 For the Thermon office nearest you visit us at . . . www.thermon.com

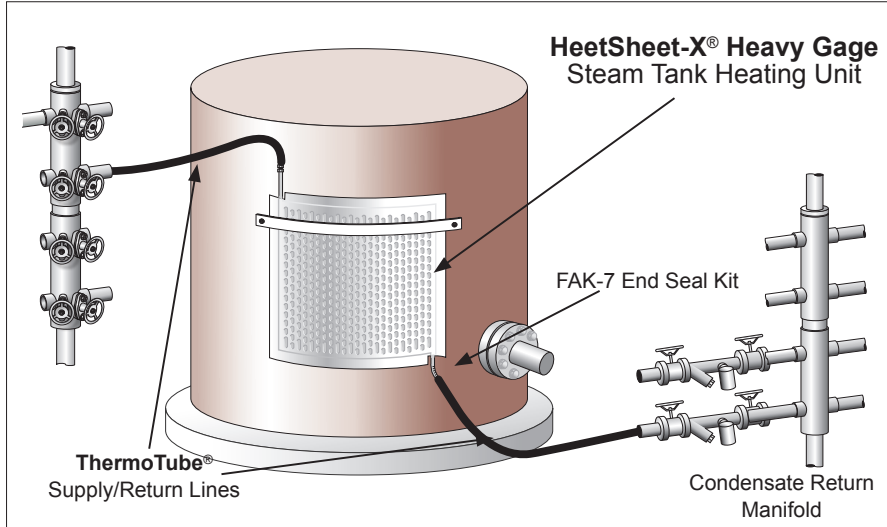


PRODUCT SPECIFICATIONS

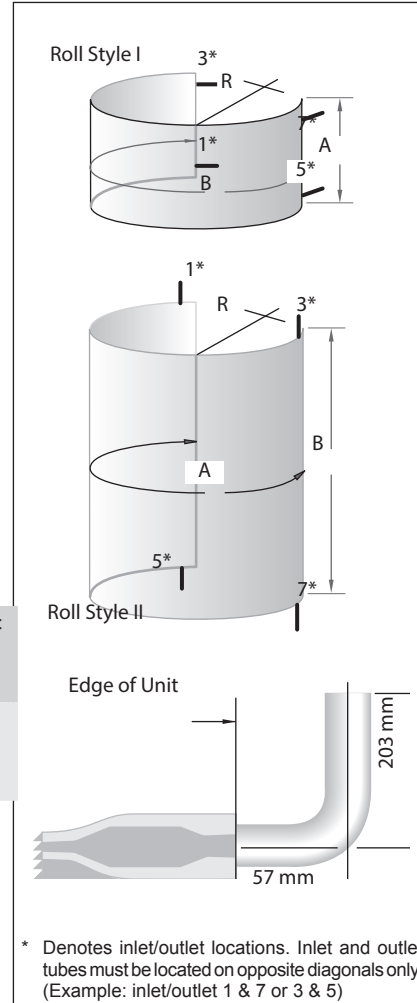
HeetSheet-X® Heavy Gage

VESSEL HEATING/COOLING SYSTEM

TYPICAL TANK HEATING SYSTEM



INLET & OUTLET CONFIGURATIONS



PRODUCT PROPERTIES²

Catalog Number ³	External Dimensions A x B mm	Nominal Heated Area m ²	Internal Volume cm ³	Approx. Weight Without Compound kgs	Approx. Weight With Compound kgs
HS-2X	610 x 610	0.37	500	5.2	6.1
HS-4X	610 x 1220	0.74	1000	10.5	12.3
HS-8X	610 x 2440	1.49	2000	20.9	24.5

Notes

- Connections between the steam and condensate headers and the HeetSheet may be accomplished with ThermoTube pre-insulated tubing. ThermoTube is available in a variety of sizes to meet the requirements of the application. For information on ThermoTube pre-insulated tubing, refer to Form TSP0009U.
- For sizes or product configurations other than those listed, contact Thermon.
- The letter "X" in the Catalog Number represents the 20 gauge Heavy Gage HeetSheet units.
- When ordering HeetSheet units without heat transfer compound, use the NC designation at the end of the catalog number. Example HS-2X-NC.

BASIC ACCESSORIES




T3SSB stainless steel banding (.50" x .030") used to secure HeetSheet to tank.

C001 banding tool for applying tension to stainless steel banding.

T34PB-CR crimp seals for fastening tensioned banding.

1950A . . . crimping tool for T34PB-CR seals.



ThermoTube pre-insulated tubing used for steam supply and condensate return on steam heating circuits. (ThermoTube can also be utilized to transport other heating or cooling media.)



FAK-7 contains a roll of self-vulcanizing silicone rubber tape and RTV sealant to complete approximately six ThermoTube® end seals.



T-75 is a specialty heat transfer compound formulated for its exceptional bond strength and smooth texture for surface heating applications. Can also be used with other manufacturers' plate-type coil units.