



PRODUCT SPECIFICATIONS

TFK™ CHANNELS FOR STEAM TRACE SERVICE

APPLICATION

TFK Channels¹ are specifically designed to enclose, protect and permanently secure steam trace tubing (and sometimes hard-pipe) to pipelines or tanks. Available in galvanized or stainless steel construction, different channel sizes ensure uniform coverage of Thermon heat transfer compounds for specific tubing diameters. TFK channels also provide protection for the heat transfer compound and tracer while ensuring contact between the tracer and the pipeline or tank to which it is attached.

The TFK channels are held in place by stainless steel banding straps to anchor the trace to the pipeline or tank and help secure the heat transfer compound to the tracer. A tracing system with TFK channels should maintain a solid thermal connection to the heated surface and ensures maximum heat transfer capability for as long as the pipeline or vessel is in service within the operating range of the heat transfer compounds.



SPECIFICATIONS/RATINGS

Catalog Number	Nominal TFK Channel Dimensions ²				Material ³ Steel
	Width in (mm)	Height in (mm)	Length ft (m)	Thickness in (mm)	
TFK-4	1.18 (30)	.84 (21)	4 (1.2)	.04 (1.0)	Rigid Galvanized
TFK-6	2.00 (51)	1.00 (25)	4 (1.2)	.03 (0.7)	Flexible Stainless
TFK-7	1.62 (41)	1.22 (31)	4 (1.2)	.04 (1.0)	Rigid Galvanized
TFK-8	0.66 (17)	.75 (19)	4 (1.2)	.04 (1.0)	Rigid Galvanized
TFK-9	2.50 (64)	1.75 (44)	4 (1.2)	.06 (1.6)	Rigid Galvanized

BENEFITS

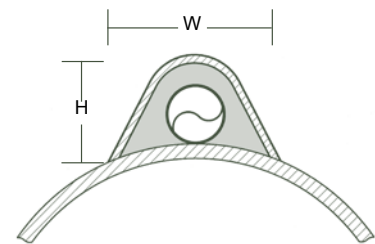
- Permanently secures tracer to heated surface
- Provides additional mechanical protection
- Reduces installation time
- Assures uniform coverage of heat transfer compound
- Provides some weatherproofing until insulation completed
- May be installed on existing piping

Notes

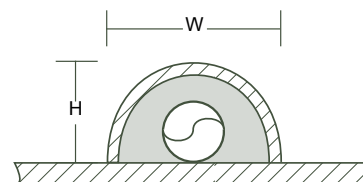
1. May also be referred to as Clamp-on or Strap-on Jackets or "Raceways".
2. Additional sizes may also be available for other heat tracing applications. For high wattage electrical heat trace applications, occasionally TFK-1, -2 or -3 channels may be used with Thermon heat transfer compounds to reduce operating temperatures.
3. TFK-4, -7, -8, and -9 are also available in stainless steel.

DESCRIPTION

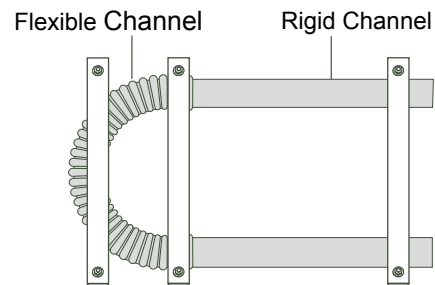
TFK sections are shipped in 4-foot (1.22 m) lengths and are packaged 25 sections per box.



Rigid Channel Cross Section (TFK-4, TFK-7, TFK-8 and TFK-9)



Flexible Channel Cross Section (TFK-6)



Typical Horizontal Installation on Tank Wall with Flexible and Rigid TFK Channels

THERMON The Heat Tracing Specialists®

ISO 9001 REGISTERED Corporate Headquarters: 100 Thermon Dr • PO Box 609 San Marcos, • TX 78667-0609 • Phone: 512-396-5801 • 1-800-820-4328
For the Thermon office nearest you visit us at . . . www.thermon.com